

STH OLD | RETAINING WALL

LANDSCAPE SOLUTIONS



# AUSTRALIA'S LEADING MASONRY MANUFACTURER

From making better use of sloped land, to simple garden edging, Adbri Masonry has a retaining wall for every application. This selection guide contains information, helpful hints and insights which will help you with your next retaining wall project.

Retaining walls are a key element to any outdoor area, helping set the tone of space through bold feature walls, or even by simply framing garden areas. Working seamlessly with Adbri Masonry's brilliant paving solutions, our range of retaining walls are as practical as they are architecturally inspiring.

Whether it is making better use of precious space or crafting new areas for planting your green creations, Adbri Masonry will have the perfect retaining wall solution for your next project.



## JASON HODGES *LANDSCAPING EXPERT*

Jason Hodges is Adbri's DIY landscaping expert! Jason has over 20 years experience as a landscaper and more recently, an international award winning landscaper designer. Learn from Jason and look out for his hints and tips to help you get the most from your outdoor space.

Jason Hodges | Landscaping Expert



# ADD VALUE TO YOUR PLACE THIS WEEKEND

Create depth and character  
in your garden

GARDEN WALL



Get more out of  
your outdoor space

VEGETABLE PATCH

For the full range of my hints, tips and DIY videos scan the  
QR code or visit us at [adbrimasonry.com.au/diy](http://adbrimasonry.com.au/diy)





# Windsor™

Classically simple, extremely adaptable and economical, the Windsor™ system handles straight or curved garden walls with ease. Perfect for DIY projects and professional landscapers alike.





## RECOMMENDED FOR



Curved walls



Garden Edge



Garden Steps



Landscaped Wall



Engineered Wall



Set Back Walls



Windsor™ | Charcoal

## AVAILABLE SIZES



Windsor™ Block

Maximum non reinforced height 1040mm (8 course)



For more inspirational imagery  
scan the QR code or visit  
[adbrimasonry.com.au](http://adbrimasonry.com.au)



## COLOUR OPTIONS

Whilst these swatches provide a good indication of the products colour, you should always sight product samples before use.

OATMEAL



SUNSTONE




TERRACOTTA



FOSSIL




CHARCOAL





# Versawall®

The Versawall® system is a unique interlocking vertical product perfect for reclaiming sloping land and constructing raised garden beds.







#### RECOMMENDED FOR



Garden Steps



Landscaped Wall



Engineered Wall



Vertical Walls

#### AVAILABLE SIZES



Universal Capping Unit



Versawall® Standard Unit



Versawall® Corner Unit

*Maximum non reinforced height 800mm+Cap (4 courses)  
or up to 1400mm with no fines concrete*



#### COLOUR OPTIONS

OATMEAL



SUNSTONE



CHARCOAL



Whilst these swatches provide a good indication of the products colour, you should always sight product samples before use.



# Miniwall®

Beautiful to look at, easy to use. Create straight or curved walls with our most versatile walling system.



## RECOMMENDED FOR



Curved Walls



Garden Edge



Vertical Walls

## AVAILABLE SIZES



Miniwall®



Minicap™

Maximum non reinforced height 500mm + cap (4 courses)



Miniwall® / Oatmeal



For more inspirational imagery  
scan the QR code or visit  
[adbrimasonry.com.au](http://adbrimasonry.com.au)



## COLOUR OPTIONS

OATMEAL



SUNSTONE



FOSSIL



CHARCOAL



Whilst these swatches provide a good indication of the products colour, you should always sight product samples before use.



# Borderstone™



Borderstone™ | Charcoal

## RECOMMENDED FOR



Curved Walls



Garden Edge



Setback Walls

## AVAILABLE SIZES



Borderstone™

Maximum non reinforced height 300mm (3 courses)



For more inspirational imagery  
scan the QR code or visit  
[adbrimasonry.com.au](http://adbrimasonry.com.au)



## COLOUR OPTIONS

OATMEAL



SUNSTONE



TERRACOTTA



CHARCOAL



Whilst these swatches provide a good indication of the products colour, you should always sight product samples before use.



## RECOMMENDED FOR



Curved walls



Garden Edge



Garden Steps



Landscaped Wall



Engineered Wall



Set Back Walls

# Natural Impressions®

## AVAILABLE SIZES



Natural Impressions®  
Flagstone Block



Natural Impressions®  
Flagstone Cap

*Maximum non reinforced height 800mm + cap (8 courses)*



Natural Impressions® | Bluestone



For more inspirational imagery  
scan the QR code or visit  
[adbrimasonry.com.au](http://adbrimasonry.com.au)



## COLOUR OPTIONS

SANDBANK



BLUESTONE



Whilst these swatches provide a good indication of the products colour, you should always sight product samples before use.



## RECOMMENDED FOR



Curved walls



Garden Steps



Landscaped Wall



Engineered Wall



Set Back Walls

# Meadow Stone



Meadow Stone | Blue Mountain

## AVAILABLE SIZES



Meadow Stone 150mm Unit



Meadow Stone 250mm Unit



Meadow Stone 400mm Unit



Meadow Stone Cap

Maximum non reinforced height 750mm + cap (5 courses)



For more inspirational imagery  
scan the QR code or visit  
[adbrimasonry.com.au](http://adbrimasonry.com.au)



## COLOUR OPTIONS

BONDI SAND



BLUE MOUNTAIN



Whilst these swatches provide a good indication of the products colour, you should always sight product samples before use.



# Versaloc®



Versaloc® | Natural

## RECOMMENDED FOR



Landscaped  
Wall

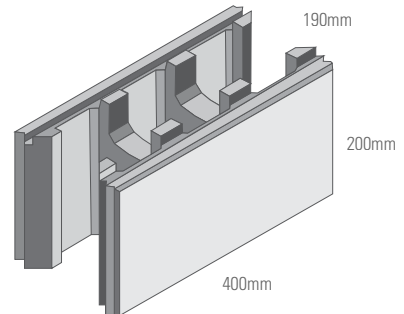


Engineered  
Wall

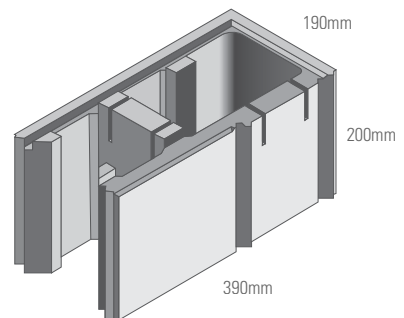


Vertical  
Walls

## AVAILABLE SIZES



Versaloc® Standard Unit



Versaloc® RH Corner Unit  
(LH corner also available)

*Maximum non reinforced height 600mm + cap (3 courses)*



For more inspirational imagery  
scan the QR code or visit  
[adbrimasonry.com.au](http://adbrimasonry.com.au)



## COLOUR OPTIONS

NATURAL



Whilst these swatches provide a good indication of the products colour, you should always sight product samples before use.



# Eden Wall



Eden Wall | Terracotta

## RECOMMENDED FOR



Curved walls



Landscaped Wall



Garden Edge




Set Back Walls

## AVAILABLE SIZES



Eden Wall



For more inspirational imagery  
scan the QR code or visit  
[adbrimasonry.com.au](http://adbrimasonry.com.au)



## COLOUR OPTIONS


OATMEAL



TERRACOTTA




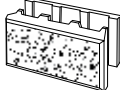

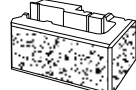

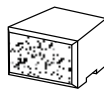






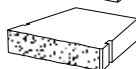
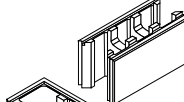
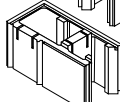
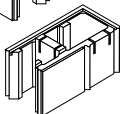
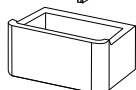
CHARCOAL



Whilst these swatches provide a good indication of the products colour, you should always sight product samples before use.



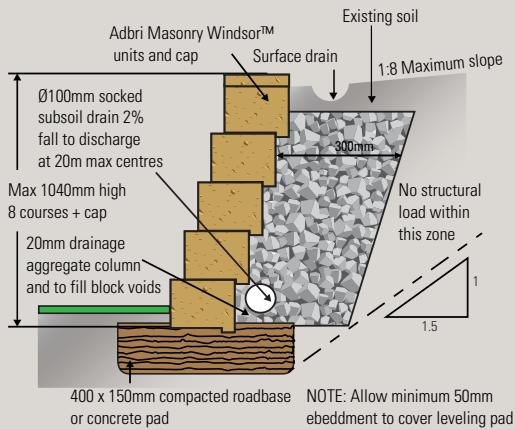
# RETAINING WALL RANGE

Products	Type	Size (mm) w x h x d	No. per m <sup>2</sup>	Approx. unit weight (kg)	No. per pallet	Colours
	Windsor	295 x 130 x 203	26	12.4	120	Charcoal Fossil Oatmeal Sunstone Terracotta
	Versawall™	400 x 200 x 215	12.5	21.0	60	Charcoal Oatmeal Sunstone
	Universal Cap	300 x 60 x 250	3.33 L/m	9.6	144	
	Versawall™ Corner Unit	390 x 200 x 215/190	-	21.0	60 30L, 30R	
	Miniwall®	182/132 x 125 x 182	Solid Wall 50 Semi Solid Wall 44	7.7	252	Charcoal Oatmeal Sunstone Fossil
	Minicap		Solid Capping 6.37L/m Semi Solid Capping 5.49L/m	7.54	252	
	Border Stone	215 x 100 x 140	4.65 L/m	5.6	240	Charcoal Oatmeal Sunstone Terracotta
	Natural Impressions® Flagstone	300 x 100 x 175	33.33	10.58	144	Bluestone Sandbank
	Natural Impressions® Flagstone Cap	300 x 50 x 200	3.33 L/m	6.59	216	
	Meadow Stone (The Meadow Stone 150 and 250 units are sold as a pair)	150 x 150 x 200	8.3 pairs and 8.3 full units	23 per pair	60 pairs	Bondi Sand Blue Mountain
		250 x 150 x 200				
		400 x 150 x 200		20.7	60	
	Meadow Stone Cap	300/230 x 60 x 200	3.8 L/m	6.99	168	
	Versaloc®	400 x 200 x 190	12.5	15.56	90	Natural
	Versaloc® RH Corner Unit	390 x 200 x 190	N/A	15.35	90	
	Versaloc® LH Corner Unit	390 x 200 x 190	N/A	15.35	90	
	Eden Wall	390 x 190/168 x 190	10 (using a 200mm gap)	13.4	90	Charcoal Oatmeal Terracotta

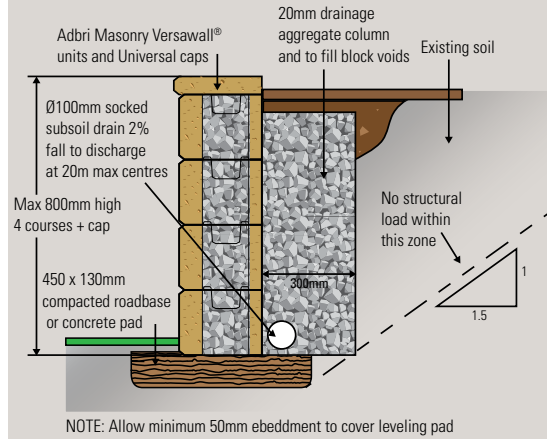


# TYPICAL CROSS SECTIONS

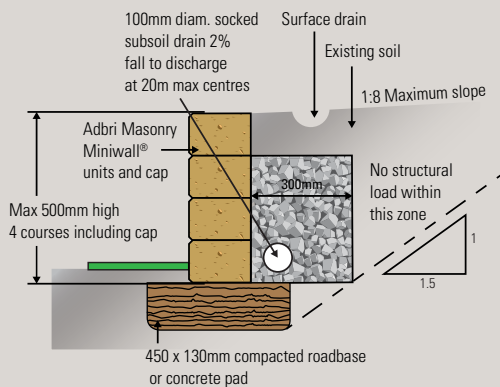
## WINDSORT™ CROSS SECTION



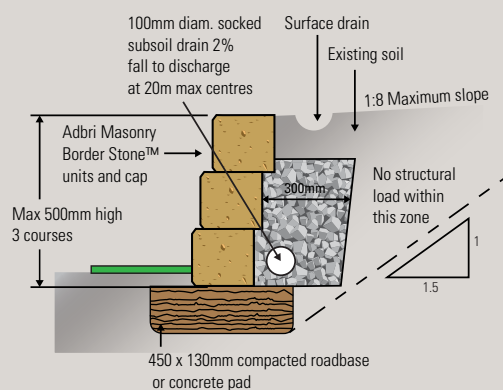
## VERSAWALL® CROSS SECTION



## MINIWALL® CROSS SECTION



## BORDER STONE™ CROSS SECTION

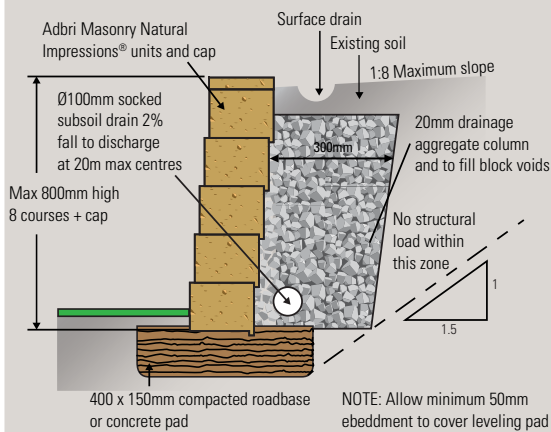


## NOTES

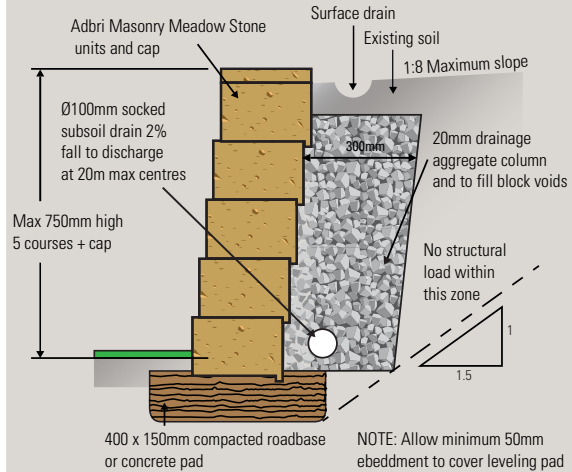
- All cross sectional diagrams are not to scale
- All retaining walls are designed to CMAA document .MA53 (Segmental Concrete Gravity Retaining Walls Design and Construction Guide).
- All retaining walls shall comply with AS 4678 Structure Classification A.
- These diagrams are only applicable to retaining walls that incorporate an impermeable surface membrane and drainage system such that there can be no ingress of any water into the soil behind the retaining wall.
- These diagrams are applicable to cuts in situ soils. The diagrams are not applicable to cohesive fill.



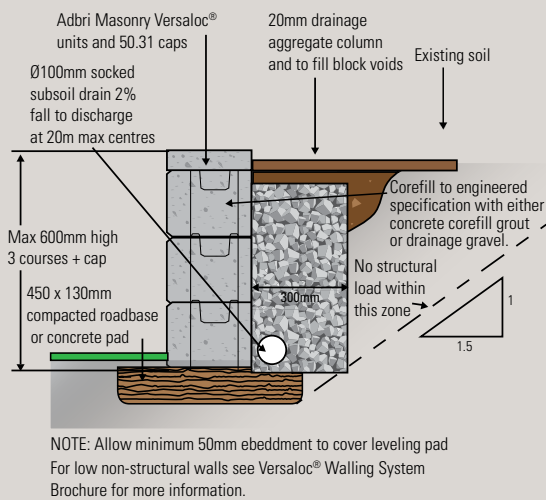
## NATURAL IMPRESSIONS® CROSS SECTION



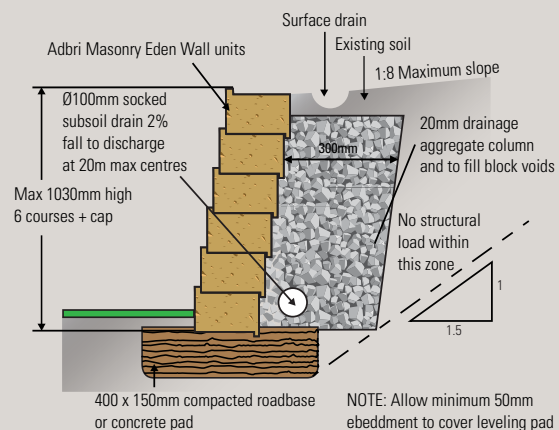
## MEADOW STONE CROSS SECTION



## VERSALOC® CROSS SECTION



## EDEN WALL CROSS SECTION



## NOTES CONT.

- All retaining walls are designed for an imposed surcharge load of 2.5 kPa. If imposed loads greater than 2.5 kPa are expected, these designs will not be appropriate.
- Levelling pad: a levelling pad may consist of compacted material (5% cement stabilised crushed rock) for wall heights up to 800mm. Walls over 800mm high must use 20MPa concrete for the leveling pad.
- This design information is a guide only. For walls exceeding the nominated heights as above, please refer to the Retaining Wall Systems Technical Brochure. Walls exceeding maximum heights shown will need to be designed and certified by a qualified engineer. Please consult your local council to confirm if you require council approval for your proposed retaining wall.



# DIY with Adbri

1

CHOOSE PRODUCT



Select a retaining wall product by browsing through this catalogue or scanning the QR code and searching online at [adbrimasonry.com.au](http://adbrimasonry.com.au).

2

CALCULATE QUANTITY



Calculate the amount of retaining wall blocks you require with our easy online calculator. Visit [adbrimasonry.com.au](http://adbrimasonry.com.au) or scan the QR code above.




**Order 10% more for every retaining wall project to account for cuts.**





# 3 Simple Steps ...

## 3 BUILD YOUR WALL



### STEP BY STEP GUIDES

For a complete step by step set of laying instructions including pdf download visit the brochure download section of our website at [adbrimasonry.com.au/homeowners/brochure-download](http://adbrimasonry.com.au/homeowners/brochure-download)



### DIY VIDEOS

Alternatively learn from the expert Jason Hodges using our project specific DIY videos on our website at [adbrimasonry.com.au/jason-hodges-diy-videos](http://adbrimasonry.com.au/jason-hodges-diy-videos)



For DIY videos, hint and tips as well as more inspirational galleries visit [adbrimasonry.com.au](http://adbrimasonry.com.au).  
Let's do a project today!





## Other Adbri Masonry Home Solutions



*Landscape Solutions  
Sth QLD Paving*



*Versawall™ Flyer*



*Anchor Segmental  
Retaining Wall Systems*

Pick up your copy in store or download from [adbrimasonry.com.au/brochures](http://adbrimasonry.com.au/brochures)

### Contact Us



[adbrimasonry.com.au](http://adbrimasonry.com.au)



**1300 365 565**



[enquiries@adbri.com.au](mailto:enquiries@adbri.com.au)

We will not accept any returns or claims more than 7 days after delivery or after products have been installed. We will not accept returns unless transport arrangements have been agreed and the products are in 'as received' condition and accessible for collection. We will only accept returns as follows:

- Paving and Retaining Walls - returns accepted only in full pallets stacked in original configuration.
- No returns accepted for any made to order product.


**Free pallet collection service freecall 1800 674 961 or drop pallets back to place of purchase or lodge your pallet pick up online at [adbrimasonry.com.au](http://adbrimasonry.com.au)**

Pallets remain Adbri Masonry property. Please telephone us for collection of pallets and keep pallets empty and stacked in a safe and accessible area for collection.

The information in this brochure is to be used only with the specific Adbri Masonry products shown. All images, designs, drawings and other depictions of the installation and/or use of products in this document are examples only, and should not be relied on. To the maximum extent permitted by law, in no circumstances will Adbri Masonry be liable to any party for any direct, indirect, consequential, incidental, special or economic loss, damage or injury (which may include loss of profits, loss or damage to goodwill, direct or indirect loss or damage to equipment or property, loss or damage arising from accident, loss of profits or other commercial losses) suffered or incurred by that party.

Adbri Masonry makes no express warranties or representations regarding the products, designs or information set out in this document, and to the maximum extent permitted by law, excludes all representations, warranties, terms, conditions and guarantees regarding the products and designs and information set out in this document, and any other goods or services supplied or provided by Adbri Masonry to the customer that are implied by law (including the general law) or custom. While Adbri Masonry does not exclude, restrict or modify any guarantees, warranties and conditions implied by applicable laws that cannot lawfully be excluded, restricted or modified, including but not limited to those set out in the Australian Consumer Law, to the maximum extent permitted by law Adbri Masonry's liability to any party for a breach of any such applicable non-excludable terms is limited to, at the option of Adbri Masonry: (a) in the case of goods - replacement of the goods, the supply of equivalent goods, repair of the goods, payment of the cost of replacing the goods or acquiring equivalent goods, or payment of the costs of having the goods repaired; and (b) in the case of services - the supply of the services again or payment of the cost of having the services supplied again.

Let's do a  
project today!



For the full range of my hints, tips and DIY videos  
visit us at [adbrimasonry.com.au/diy](http://adbrimasonry.com.au/diy)

Retaining Wall Landscape Solutions Brochure

Sth QLD - August 2013

ABM1040

Adbri Masonry Pty Ltd

ABN: 31 009 687 521

Miniwall®, Versaloc®, Versawall®, and the Adbri Masonry logo are registered trademarks of Adbri Masonry Pty Ltd.

Vertica® and Natural Impressions® are registered trade marks used under licence.

**adbri**MASONRY  
inspired living